

NRSE Series

SMD Shielded Tiny Power Inductor


Size 4015

CHARACTERISTICS

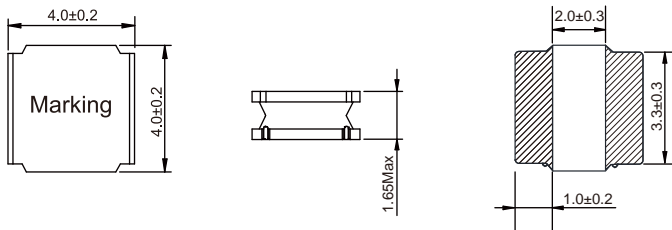
-
-

APPLICATION

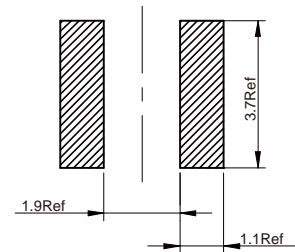
-
-



Dimensions: [mm]



Land Pattern: [mm]



Electrical Properties:

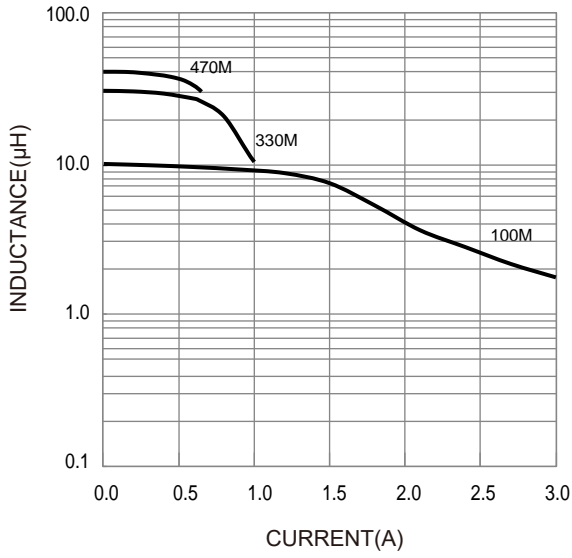
Part No	Inductance @100KHz/0.25V (μ H)	Tolerance	Satura on Current (A)	Temperature Rise Current (A)	DCR \pm 30% (m)
			1.45		
					975

°C °C

°C

Typical Electrical Characteristics:

Inductance VS. Current Characteristics:



Temperature Rise VS. Current Characteristics:

